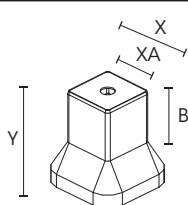


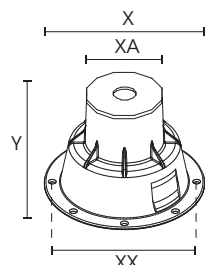
cod.FA98
C-Me Round40

X=ø75mm XA=ø43mm
Y=90mm B=54mm



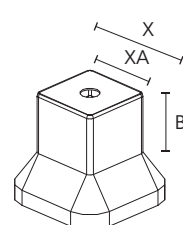
cod.FA99
C-Me Square40

X=75x75mm XA=43x43mm
Y=90mm B=54mm



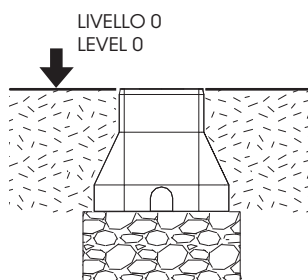
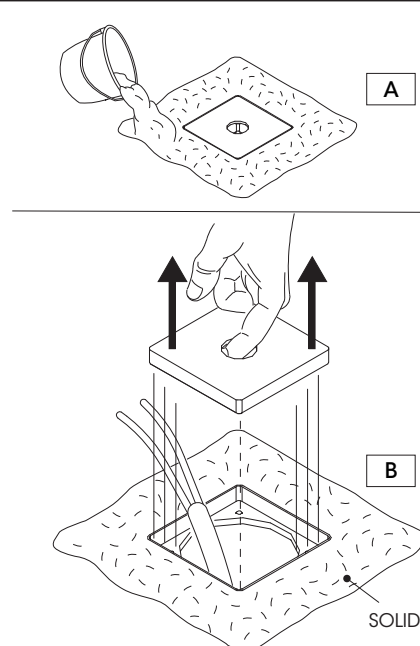
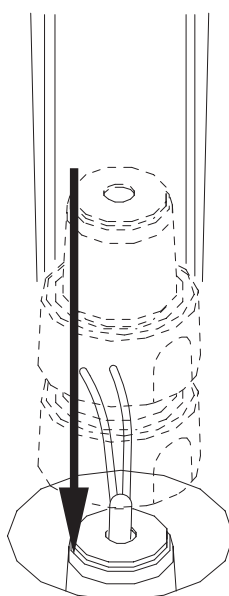
cod.FA101
C-Me Round70

X=ø160mm XA=ø76mm
Y=110mm B=62mm
XX=ø144 mm



cod.FA102
C-Me Square70

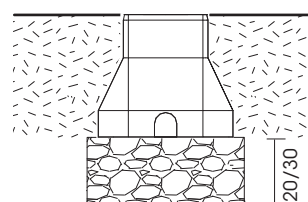
X=125x125mm XA=73x73mm
Y=110mm B=59mm



Installazione a parete
pavimento e soffitto

Wall ground or
concrete ceiling
installation

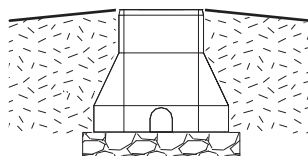
CASSAFORMA A FILO
PAVIMENTO FINITO
RECESSED BOX TO BE
FLUSH WITH THE
INSTALLATION SURFACE



Predisporre 20-30 cm di ghiaia,
poi riempirlo di acqua e
assicurarsi che esca tutta
entro 30 minuti.
In caso contrario è obbligatorio
un sistema di drenaggio
supplementare
(es. tubo drenaggio per
applicazioni in cemento).



Arrange for a 20-30cm drainage
gravel layer and fill it with water.
If after 30 minutes water still
stagnates it is compulsory to
integrate an additional draining
system (e.g. drain pipe).

OK



Evitare l'installazione in avallamenti
o in punti di ristagno d'acqua.

To avoid water stagnation do not
place the box for installation on
hollow areas.



Prima di montare l'apparecchio
rimuovere eventuali materiali
presenti all'interno della
cassaforma.

Before mounting the device,
remove any material present
inside the box.